

COMPETITION JURY

TECHNICAL DELEGATE KRIZOVA-CHARVATOVA Olga (CZE)
 CHIEF OF RACE PISZCZEK Jerzy (POL)
 REFEREE MALCZEWSKI Jakub (POL)

WEATHER

AIR TEMPERATURE Run 1 -5,0 °C | Run 2 -3,0 °C

Run 1

COURSESETTER GRODECKI Jakub (POL)
 FORERUNNERS
 - A - SOPRYCH Filip
 - B - ZAGÓRSKI Kacper
 - C - KRÓL Maja
 - D - MARS Stanisław

Run 2

SZYBKOWSKI Piotr (POL)
 FORERUNNERS
 - A - SOPRYCH Filip
 - B - ZAGÓRSKI Kacper
 - C - KRÓL Maja
 - D - MARS Stanisław

COURSE SKRZYCZNE
 START 1060 m
 FINISH 800 m
 DROP 260 m
 HOMOLOGATION 15507/11/24
 GATES 38
 DIRECTIONS 36
 STARTING TIME 9h15

SKRZYCZNE
 START 1060 m
 FINISH 800 m
 DROP 260 m
 HOMOLOGATION 15507/11/24
 GATES 36
 DIRECTIONS 34
 STARTING TIME 11h00

LIST n°1526 APPLIED PENALTY 61,04
 Number of competitors 28, Number of NSA 5

CALCULATED PENALTY 61,04

F = 1010

Rank	Bib.	Code	Name	Year	Nation	Run 1 (Rank)	Run 2 (Rank)	Time	Gap	Points
1	21	430996	KALWA Michal	2009	POL	54.18 (1)	52.88 (2)	1:47.06		0,00
2	32	430941	ROJEK Szymon	2007	POL	54.71 (2)	52.80 (1)	1:47.51	0.45	4,25
3	28	430900	BALAS Pawel	2005	POL	55.07 (3)	53.40 (3)	1:48.47	1.41	13,30
4	22	690793	KORZHUK Vasyi	2004	UKR	55.11 (4)	54.34 (8)	1:49.45	2.39	22,55
5	47	430995	RAKSZAWSKI Alex	2009	POL	55.72 (6)	53.94 (5)	1:49.66	2.60	24,53
6	29	430968	NOWOSAD Filip	2008	POL	55.69 (5)	54.17 (6)	1:49.86	2.80	26,42
7	25	690809	VATAHOVYCH Sviatoslav	2006	UKR	56.17 (8)	53.75 (4)	1:49.92	2.86	26,98
8	36	430949	AKSAMIT Jan	2007	POL	56.38 (10)	54.27 (7)	1:50.65	3.59	33,87
9	33	690797	HASHPAR Dmytro	2005	UKR	56.18 (9)	54.48 (9)	1:50.66	3.60	33,96
10	30	430978	SOWIZRAL Konrad	2008	POL	56.01 (7)	54.89 (10)	1:50.90	3.84	36,23
11	31	430927	GUMNY Bartosz	2006	POL	56.52 (11)	55.01 (11)	1:51.53	4.47	42,17
12	48	430999	LATACZ Ryszard	2009	POL	57.03 (12)	55.08 (12)	1:52.11	5.05	47,64
13	39	430980	SWIGUT Leon	2008	POL	57.94 (15)	55.08 (12)	1:53.02	5.96	56,23
14	35	701094	SLOVENAK Viktor	2008	SVK	57.77 (14)	55.56 (14)	1:53.33	6.27	59,15
15	38	430956	WAWAK Jan	1998	POL	57.72 (13)	55.73 (15)	1:53.45	6.39	60,28
16	46	151671	CUTHBERT Adam Richard	2009	CZE	58.34 (17)	56.41 (16)	1:54.75	7.69	72,55
17	41	430983	WALICHNOWSKI Michal	2008	POL	58.40 (18)	56.43 (17)	1:54.83	7.77	73,30
18	45	431007	BORNIKOWSKI Franciszek	2009	POL	58.75 (19)	57.33 (20)	1:56.08	9.02	85,09
19	37	430945	WASIK Jakub	2007	POL	1:00.26 (20)	56.97 (18)	1:57.23	10.17	95,94
20	42	431002	ZAMORSKI Antoni	2009	POL	1:00.33 (21)	57.09 (19)	1:57.42	10.36	97,74
21	43	431003	KARKOCHA Seweryn	2009	POL	1:01.13 (22)	58.42 (21)	1:59.55	12.49	117,83
22	40	430946	FORNALIK Jakub	2006	POL	1:02.10 (23)	59.31 (22)	2:01.41	14.35	135,38




Not classified

Did Not Start - Run 1 (1)

24 430939 ZAWADA Karol 2007 POL

Did Not Finish - Run 1 (4)

23 512379 CHRISTEN Mike 1999 SUI

Rank	Bib.	Code	Name	Year	Nation	Run 1 (Rank)	Run 2 (Rank)	Time	Gap	Points
	26	430938	ZIEBA Kacper	2007						
	27	430977	SZCZESNY Hubert	2008						
	34	430912	KOZBIAL Piotr	2006						

Did Not Finish - Run 2 (1)

	44	151643	ENGEL Tadeas Guido	2008		58.27				
--	----	--------	--------------------	------	---	-------	--	--	--	--

(DNS Did Not Start, DNF Did Not Finish, DSQ Disqualified, NPS Not Permitted to Start)