

#### COMPETITION JURY

TECHNICAL DELEGATE PALOVICOVA Jana (SVK)  
 CHIEF OF RACE GAJEWSKI Wojciech (POL)  
 REFEREE MAZUREK Krzysztof (POL)

#### WEATHER

AIR TEMPERATURE 0,0 °C

#### Run 1

COURSESETTER ILEWICZ Jakub (POL)  
 FORERUNNERS - A - MUNIAK Klaudia  
 COURSE PALENICA 1  
 START 713 m  
 FINISH 463 m  
 DROP 250 m  
 LENGTH 815 m  
 HOMOLOGATION 12843/10/18  
 GATES 33  
 DIRECTIONS 30  
 STARTING TIME 09:47


#### Run 2

NAWALANIEC Lukasz (POL)  
 MUNIAK Klaudia  
 PALENICA 1  
 713 m  
 463 m  
 250 m  
 815 m  
 12843/10/18  
 33  
 30  
 12:05

LIST n°1625 APPLIED PENALTY: 68,78 CALCULATED PENALTY: 68,78  
 Number of competitors: 41, Number of NSA: 6


F = 1010

Rank	Bib	Code	Name	Year	Nation	Run 1 (Rank)	Run 2 (Rank)	Time	Gap	Points
1	30	701042	FERJANCEK Martin	2005		49.30 (1)	51.73 (3)	1:41.03		0,00
2	26	430939	ZAWADA Karol	2007		50.07 (3)	51.37 (1)	1:41.44	0.41	4,10
3	34	701077	TATARKO Michal	2007		50.03 (2)	51.46 (2)	1:41.49	0.46	4,60
4	23	701075	STRKOLEC Jozef	2007		50.55 (4)	51.86 (6)	1:42.41	1.38	13,80
5	29	430912	KOZBIAL Piotr	2006		50.55 (4)	52.05 (10)	1:42.60	1.57	15,70
6	35	701091	TABACKO Oliver	2008		50.95 (8)	51.77 (4)	1:42.72	1.69	16,89
7	27	151567	MORAVEK Pavel	2007		50.88 (7)	51.93 (7)	1:42.81	1.78	17,79
8	22	430911	KORALEWSKI Kamil	2006		50.81 (6)	52.13 (12)	1:42.94	1.91	19,09
9	25	203156	UNGER David	2003		51.16 (10)	51.81 (5)	1:42.97	1.94	19,39
10	31	6532880	FOSSLAND Warner	2001		51.11 (9)	52.03 (9)	1:43.14	2.11	21,09
11	28	430900	BALAS Pawel	2005		51.32 (11)	52.01 (8)	1:43.33	2.30	22,99
12	32	701066	DANIS Miroslav	2006		51.45 (12)	52.12 (11)	1:43.57	2.54	25,39
13	60	430964	CZECZOT Franciszek	2008		52.10 (14)	53.17 (15)	1:45.27	4.24	42,39
14	45	701094	SLOVENAK Viktor	2008		52.45 (15)	53.20 (16)	1:45.65	4.62	46,19
15	37	430938	ZIEBA Kacper	2007		52.66 (16)	53.08 (14)	1:45.74	4.71	47,09
16	38	151617	THER Ondrej	2008		53.10 (23)	53.07 (13)	1:46.17	5.14	51,38
17	41	701100	REGRUT Marko	2008		52.97 (20)	53.53 (18)	1:46.50	5.47	54,68
18	46	430968	NOWOSAD Filip	2008		53.15 (24)	53.44 (17)	1:46.59	5.56	55,58
19	50	430956	WAWAK Jan	1998		52.75 (17)	54.33 (21)	1:47.08	6.05	60,48
20	42	430949	AKSAMIT Jan	2007		52.95 (19)	54.36 (22)	1:47.31	6.28	62,78
21	51	430945	WASIK Jakub	2007		52.98 (22)	54.37 (23)	1:47.35	6.32	63,18
22	44	430944	HAMERLAK Antoni	2007		52.97 (20)	54.49 (24)	1:47.46	6.43	64,28
23	21	690807	PATSAHAN Oleksandr	2006		52.87 (18)	54.85 (26)	1:47.72	6.69	66,88
24	61	430980	SWIGUT Leon	2008		54.28 (27)	53.91 (20)	1:48.19	7.16	71,58
25	47	430973	STRACZEK Maciej	2008		54.43 (29)	53.88 (19)	1:48.31	7.28	72,78
26	49	430977	SZCZESNY Hubert	2008		53.86 (26)	54.49 (24)	1:48.35	7.32	73,18
27	39	701038	TYBOR Timotej	2004		53.72 (25)	55.51 (29)	1:49.23	8.20	81,98
28	43	151594	HEMELIK Vojta	2007		54.32 (28)	55.07 (27)	1:49.39	8.36	83,58
29	48	701078	GALFY Alexander	2007		55.21 (30)	55.10 (28)	1:50.31	9.28	92,77
30	59	430972	WYGODA Igor	2008		55.43 (31)	57.02 (31)	1:52.45	11.42	114,17
31	58	701098	GEDEON Noel	2008		56.65 (34)	56.99 (30)	1:53.64	12.61	126,06
32	56	430965	MACUDA Andrzej	2008		56.30 (32)	59.02 (32)	1:55.32	14.29	142,86
33	57	430963	KALINA Maksymilian	2008		59.31 (37)	1:00.37 (33)	1:59.68	18.65	186,44

Rank	Bib	Code	Name	Year	Nation	Run 1 (Rank)	Run 2 (Rank)	Time	Gap	Points
34	54	430920	SZCZEPANSKI Jan	2006		57.28 (35)	1:02.66 (34)	1:59.94	18.91	189,04

**Not classified**




Did Not Start - Run 1 (1)

33	701062	KUBIK Adrian	2006	
----	--------	--------------	------	---

Did Not Finish - Run 1 (3)

24	430941	ROJEK Szymon	2007	
40	430878	SCHIELE Maciej	2004	
55	430960	STANIEK Maciej	2008	

Did Not Finish - Run 2 (3)

36	701099	SIRILLA Ladislav	2008		51.97
52	430946	FORNALIK Jakub	2006		56.60
53	430982	MISIOREK Piotr	1999		57.76

(DNS: Did Not Start, DNF: Did Not Finish, DSQ: Disqualified, NPS: Not Permitted to Start)

**Technical Delegate**