

COMPETITION JURY

TECHNICAL DELEGATE ZAHROBSKY Petr (CZE)
 CHIEF OF RACE PISZCZEK Jerzy (POL)
 REFEREE MAZUREK Krzysztof (POL)

WEATHER

AIR TEMPERATURE 0,0 °C

Run 1

COURSESETTER DUTKA Kacper (POL)
 FORERUNNERS
 - A - TELEC Alicja
 - B - WYRWAS Nadia
 - C - MIŁOSZ Jan

Run 2

STARZYK Janusz (POL)
 FORERUNNERS
 - A - TELEC Alicja
 - B - WYRWAS Nadia
 - C - MIŁOSZ Jan

COURSE SKRZYCZNE
 START 1200 m
 FINISH 875 m
 DROP 325 m
 HOMOLOGATION 15507/11/24
 GATES 46
 DIRECTIONS 43
 STARTING TIME 09:50

SKRZYCZNE
 START 1200 m
 FINISH 875 m
 DROP 325 m
 HOMOLOGATION 15507/11/24
 GATES 46
 DIRECTIONS 43
 STARTING TIME 11:48

LIST n°1525 APPLIED PENALTY: 57,72
 Number of competitors: 34, Number of NSA: 6

CALCULATED PENALTY: 57,72





F = 1010

Rank	Bib	Code	Name	Year	Nation	Run 1 (Rank)	Run 2 (Rank)	Time	Gap	Points
1	32	54891	MOSER Simon	2005	AUT	1:08.83 (1)	1:13.70 (1)	2:22.53		0,00
2	33	151537	KOVAR Stanislav	2006	CZE	1:10.94 (2)	1:14.26 (2)	2:25.20	2.67	18,92
3	28	430912	KOZBIAL Piotr	2006	POL	1:11.94 (4)	1:15.57 (4)	2:27.51	4.98	35,29
4	27	512379	CHRISTEN Mike	1999	SUI	1:12.12 (5)	1:15.59 (5)	2:27.71	5.18	36,71
5	34	151540	ZAK Hugo	2006	CZE	1:12.80 (6)	1:15.54 (3)	2:28.34	5.81	41,17
6	30	430900	BALAS Pawel	2005	POL	1:13.33 (7)	1:16.06 (6)	2:29.39	6.86	48,61
7	46	10001746	KOENIG Ben	2008	AUT	1:13.34 (8)	1:16.19 (7)	2:29.53	7.00	49,60
8	45	430978	SOWIZRAL Konrad	2008	POL	1:14.31 (9)	1:17.65 (8)	2:31.96	9.43	66,82
9	29	430878	SCHIELE Maciej	2004	POL	1:14.75 (12)	1:18.27 (10)	2:33.02	10.49	74,33
10	44	701100	REGRUT Marko	2008	SVK	1:15.07 (13)	1:18.01 (9)	2:33.08	10.55	74,76
11	31	701075	STRKOLEC Jozef	2007	SVK	1:14.53 (10)	1:18.96 (12)	2:33.49	10.96	77,67
12	35	430949	AKSAMIT Jan	2007	POL	1:15.28 (14)	1:18.38 (11)	2:33.66	11.13	78,87
13	50	430970	WALICKI Hubert	2008	POL	1:15.64 (16)	1:19.01 (13)	2:34.65	12.12	85,89
14	43	430973	STRACZEK Maciej	2008	POL	1:16.38 (17)	1:19.11 (14)	2:35.49	12.96	91,84
15	23	430953	STASIK Andrzej	2007	POL	1:15.36 (15)	1:20.74 (19)	2:36.10	13.57	96,16
16	51	430986	JAWORSKI Igor	2008	POL	1:16.95 (18)	1:19.85 (15)	2:36.80	14.27	101,12
17	47	430981	RAPP-MINAKOWSKI Franciszek	2007	POL	1:17.54 (19)	1:19.89 (16)	2:37.43	14.90	105,58
18	54	430977	SZCZESNY Hubert	2008	POL	1:17.56 (21)	1:20.19 (18)	2:37.75	15.22	107,85
19	36	701078	GALFY Alexander	2007	SVK	1:17.98 (22)	1:20.06 (17)	2:38.04	15.51	109,91
20	39	151517	HAJDUCEK Tomas	2005	CZE	1:17.55 (20)	1:20.93 (21)	2:38.48	15.95	113,03
21	38	203323	BUHECKER Franz	2006	GER	1:18.03 (23)	1:20.81 (20)	2:38.84	16.31	115,58
22	52	430987	OLSAK Igor	2008	POL	1:19.99 (25)	1:23.02 (22)	2:43.01	20.48	145,13
23	48	430983	WALICHNOWSKI Michal	2008	POL	1:19.77 (24)	1:23.44 (23)	2:43.21	20.68	146,54
24	42	430952	GREENE Kacper	2007	POL	1:21.54 (26)	1:23.48 (24)	2:45.02	22.49	159,37
25	40	430920	SZCZEPANSKI Jan	2006	POL	1:23.01 (27)	1:23.50 (25)	2:46.51	23.98	169,93
26	41	430930	CZUDEJ Konrad	2006	POL	1:27.66 (28)	1:28.38 (26)	2:56.04	33.51	237,46

Not classified

Did Not Start - Run 1 (1)

49 430984 PONCYLJUSZ Lukasz 2008 POL

Rank	Bib	Code	Name	Year	Nation	Run 1 (Rank)	Run 2 (Rank)	Time	Gap	Points
Did Not Finish - Run 1 (4)										
	24	701091	TABACKO Oliver	2008						
	25	430938	ZIEBA Kacper	2007						
	26	10001277	STEINSBERG Tim	2007						
	37	151406	MACHACEK Radovan	1993						

Disqualified - Run 1 (1)

	53	430968	NOWOSAD Filip	2008					Gate 42	
--	----	--------	---------------	------	---	--	--	--	---------	--

Did Not Finish - Run 2 (2)

	21	430939	ZAWADA Karol	2007		1:11.39				
	22	151562	HORCIC Theodor	2007		1:14.64				

(DNS: Did Not Start, DNF: Did Not Finish, DSQ: Disqualified, NPS: Not Permitted to Start)

RECAP	1st RUN	2nd RUN	
Records:			34
Did Not Start:	1	0	1
Not Permitted to Start:	0	0	0
Did Not Finish:	4	2	6
Disqualified:	1	0	1
At Finish:	26		

Technical Delegate