

COMPETITION JURY

TECHNICAL DELEGATE ZAHROBSKY Petr (CZE)
 CHIEF OF RACE PISZCZEK Jerzy (POL)
 REFEREE MAZUREK Krzysztof (POL)

WEATHER

AIR TEMPERATURE 0,0 °C

Run 1

COURSESETTER GRODECKI Jakub (POL)
 FORERUNNERS - A - ZELICHOWSKA Laura
 - B - RAKSZAWSKI Alex
 - C - GAŁUSZKA Julia
 - D - MIŁOSZ Jan

COURSE SKRZYCZNE
 START 1200 m
 FINISH 875 m
 DROP 325 m
 HOMOLOGATION 15507/11/24
 GATES 48
 DIRECTIONS 46
 STARTING TIME 10:00

Run 2

MURIN Roman (SVK)
 - A - ZELICHOWSKA Laura
 - B - RAKSZAWSKI Alex
 - C - GAŁUSZKA Julia
 - D - MIŁOSZ Jan

SKRZYCZNE
 1200 m
 875 m
 325 m
 15507/11/24
 46
 43
 12:30





LIST n°1525 APPLIED PENALTY: 64,41 CALCULATED PENALTY: 64,41 F = 1010
 Number of competitors: 35, Number of NSA: 6

Rank	Bib	Code	Name	Year	Nation	Run 1 (Rank)	Run 2 (Rank)	Time	Gap	Points
1	31	54891	MOSER Simon	2005	AUT	1:14.81 (1)	1:15.43 (1)	2:30.24		0,00
2	21	151537	KOVAR Stanislav	2006	CZE	1:15.12 (2)	1:16.02 (2)	2:31.14	0.90	6,05
3	27	701091	TABACKO Oliver	2008	SVK	1:16.93 (5)	1:17.40 (4)	2:34.33	4.09	27,50
4	24	430912	KOZBIAL Piotr	2006	POL	1:15.46 (3)	1:19.02 (7)	2:34.48	4.24	28,50
5	26	151540	ZAK Hugo	2006	CZE	1:17.77 (8)	1:17.39 (3)	2:35.16	4.92	33,08
6	32	430900	BALAS Pawel	2005	POL	1:17.11 (6)	1:18.57 (5)	2:35.68	5.44	36,57
7	35	10001277	STEINBERG Tim	2007	AUT	1:17.84 (9)	1:18.60 (6)	2:36.44	6.20	41,68
8	55	10001746	KOENIG Ben	2008	AUT	1:18.66 (11)	1:19.32 (8)	2:37.98	7.74	52,03
9	44	430978	SOWIZRAL Konrad	2008	POL	1:19.16 (13)	1:19.96 (9)	2:39.12	8.88	59,70
10	30	430938	ZIEBA Kacper	2007	POL	1:18.61 (10)	1:20.85 (11)	2:39.46	9.22	61,98
11	43	430956	WAWAK Jan	1998	POL	1:19.85 (16)	1:20.76 (10)	2:40.61	10.37	69,71
12	36	430949	AKSAMIT Jan	2007	POL	1:19.15 (12)	1:21.75 (13)	2:40.90	10.66	71,66
13	54	701100	REGRUT Marko	2008	SVK	1:19.81 (15)	1:21.69 (12)	2:41.50	11.26	75,70
14	23	430878	SCHIELE Maciej	2004	POL	1:19.80 (14)	1:21.89 (15)	2:41.69	11.45	76,97
15	46	430973	STRACZEK Maciej	2008	POL	1:21.78 (19)	1:21.81 (14)	2:43.59	13.35	89,75
16	49	430977	SZCZESNY Hubert	2008	POL	1:20.90 (18)	1:22.80 (18)	2:43.70	13.46	90,49
17	28	430953	STASIK Andrzej	2007	POL	1:20.82 (17)	1:23.52 (19)	2:44.34	14.10	94,79
18	50	430970	WALICKI Hubert	2008	POL	1:22.76 (21)	1:22.36 (16)	2:45.12	14.88	100,03
19	51	430986	JAWORSKI Igor	2008	POL	1:23.49 (22)	1:22.56 (17)	2:46.05	15.81	106,28
20	48	430981	RAPP-MINAKOWSKI Franciszek	2007	POL	1:22.08 (20)	1:24.10 (20)	2:46.18	15.94	107,16
21	39	203323	BUHECKER Franz	2006	GER	1:23.93 (23)	1:24.39 (21)	2:48.32	18.08	121,54
22	38	151406	MACHACEK Radovan	1993	CZE	1:24.87 (24)	1:25.49 (23)	2:50.36	20.12	135,26
23	52	430983	WALICHNOWSKI Michal	2008	POL	1:24.93 (25)	1:25.70 (25)	2:50.63	20.39	137,07
24	53	430952	GREENE Kacper	2007	POL	1:25.21 (26)	1:25.51 (24)	2:50.72	20.48	137,68
25	37	701078	GALFY Alexander	2007	SVK	1:25.99 (27)	1:25.23 (22)	2:51.22	20.98	141,04

Not classified

Did Not Finish - Run 1 (5)

25	151562	HORCIC Theodor	2007	CZE
----	--------	----------------	------	-----

Rank	Bib	Code	Name	Year	Nation	Run 1 (Rank)	Run 2 (Rank)	Time	Gap	Points
29	430944		HAMERLAK Antoni	2007						
33	512379		CHRISTEN Mike	1999						
42	430968		NOWOSAD Filip	2008						
45	430984		PONCYLJUSZ Lukasz	2008						

Did Not Finish - Run 2 (3)

22	701075		STRKOLEC Jozef	2007		1:17.49				
34	430939		ZAWADA Karol	2007		1:16.92				
47	430987		OLSZAK Igor	2008		1:27.02				

Disqualified - Run 2 (2)

40	430920		SZCZEPANSKI Jan	2006		1:26.22			Gate 46	
41	430930		CZUDEJ Konrad	2006		1:30.97			Gate 44	

(DNS: Did Not Start, DNF: Did Not Finish, DSQ: Disqualified, NPS: Not Permitted to Start)

RECAP	1st RUN	2nd RUN	
Records:			35
Did Not Start:	0	0	0
Not Permitted to Start:	0	0	0
Did Not Finish:	5	3	8
Disqualified:	0	2	2
At Finish:	25		

Technical Delegate