

#### COMPETITION JURY

TECHNICAL DELEGATE	SOLTYS Michal	(SVK)
CHIEF OF RACE	GAJEWSKI Wojciech	(POL)
REFEREE	STASZOWSKI Michal	(CZE)

#### WEATHER

CONDITIONS	CLEAR
SNOW	-5
AIR TEMPERATURE	2,0 °C

#### Run 1

COURSESETTER	ILANOVSKY Ivan	(POL)
FORERUNNERS	- A - MUNIKAK Jakub	
	- B - GAJEWSKI-GŁODEK Jakub	
COURSE	SUCHE SKI	
START	927 m	
FINISH	787 m	
DROP	140 m	
HOMOLOGATION	11588/01/15	
GATES	54	
DIRECTIONS	52	
STARTING TIME	9:10	

#### Run 2

MAZGUT Rastiskav	(SVK)
- A - MUNIKAK Jakub	
- B - GAJEWSKI-GŁODEK Jakub	
COURSE	SUCHE SKI
START	927 m
FINISH	787 m
DROP	140 m
HOMOLOGATION	11588/01/15
GATES	54
DIRECTIONS	52
STARTING TIME	12:15

LIST n°1224 APPLIED PENALTY: 42,95  
Number of competitors: 104, Number of NSA: 8

CALCULATED PENALTY: 42,95








F = 730








Rank	Bib	Code	Name	Year	Nation	Run 1 (Rank)	Run 2 (Rank)	Time	Gap	Points
1	14	151263	FIALA Eduard	1999	CZE	40.88 (1)	42.14 (2)	1:23.02		0,00
2	13	240139	KEKESI Marton	1995	HUN	41.37 (3)	42.08 (1)	1:23.45	0.43	3,78
3	5	561475	MENCINGER Matej	2005	SLO	41.00 (2)	42.50 (6)	1:23.50	0.48	4,22
4	4	151425	MULLER Marek	2004	CZE	41.59 (7)	42.14 (2)	1:23.73	0.71	6,24
5	9	151491	TOMASEK Aldo	2005	CZE	41.46 (4)	42.50 (6)	1:23.96	0.94	8,27
6	3	240173	HOZMANN Rudolf	2004	HUN	41.96 (13)	42.18 (4)	1:24.14	1.12	9,85
7	8	701061	BARNAS Andrej	2006	SVK	41.77 (10)	42.48 (5)	1:24.25	1.23	10,82
8	7	690786	MARIICHYN Maksym	2003	UKR	41.55 (5)	42.73 (9)	1:24.28	1.26	11,08
9	18	690803	SHEPIUK Dmytro	2005	UKR	41.71 (9)	43.21 (21)	1:24.92	1.90	16,71
10	16	430900	BALAS Pawel	2005	POL	42.21 (17)	42.79 (10)	1:25.00	1.98	17,41
11	22	430812	LUKASZYK Bruno	2000	POL	41.95 (12)	43.09 (17)	1:25.04	2.02	17,76
12	19	151514	SVATOS Lukas	2005	CZE	42.11 (16)	42.94 (14)	1:25.05	2.03	17,85
13	6	701021	NOSEK Daniel	2003	SVK	42.02 (14)	43.15 (19)	1:25.17	2.15	18,91
14	57	151591	ZVEDELIK Vojtech	2007	CZE	42.38 (19)	42.80 (11)	1:25.18	2.16	18,99
15	34	151570	JANDA David	2007	CZE	42.60 (27)	42.84 (12)	1:25.44	2.42	21,28
15	20	430939	ZAWADA Karol	2007	POL	42.56 (25)	42.88 (13)	1:25.44	2.42	21,28
17	24	430937	ZIOLKOWSKI Kazimierz	2007	POL	42.51 (21)	42.94 (14)	1:25.45	2.43	21,37
18	31	561478	SVETLICIC Matevz	2005	SLO	42.37 (18)	43.27 (22)	1:25.64	2.62	23,04
19	1	690782	FILIAK Taras	2002	UKR	42.55 (24)	43.15 (19)	1:25.70	2.68	23,57
20	29	561491	GMAJNAR Luka	2006	SLO	41.67 (8)	44.05 (29)	1:25.72	2.70	23,74
21	51	430941	ROJEK Szymon	2007	POL	42.38 (19)	43.52 (24)	1:25.90	2.88	25,32
22	43	151259	SLAVICEK Vojtech	1999	CZE	42.95 (30)	42.98 (16)	1:25.93	2.91	25,59
23	2	701015	BOTKA Timo	2003	SVK	43.47 (39)	42.61 (8)	1:26.08	3.06	26,91
24	28	151295	MALKUS David	2000	CZE	42.58 (26)	43.51 (23)	1:26.09	3.07	26,99
25	35	151148	HAVEL Jan	1996	CZE	43.17 (33)	43.13 (18)	1:26.30	3.28	28,84
26	32	701062	KUBIK Adrian	2006	SVK	42.54 (22)	43.77 (26)	1:26.31	3.29	28,93
27	101	151567	MORAVEK Pavel	2007	CZE	43.07 (32)	43.53 (25)	1:26.60	3.58	31,48
28	41	430923	KOLEGOWICZ Jakub	2006	POL	43.04 (31)	43.95 (28)	1:26.99	3.97	34,91
29	27	701042	FERJANCEK Martin	2005	SVK	43.46 (38)	43.84 (27)	1:27.30	4.28	37,63
30	58	151577	FUCHS Filip	2007	CZE	43.41 (36)	44.44 (30)	1:27.85	4.83	42,47
31	56	151481	GLATT Matous	2005	CZE	43.42 (37)	44.69 (32)	1:28.11	5.09	44,76

Rank	Bib	Code	Name	Year	Nation	Run 1 (Rank)	Run 2 (Rank)	Time	Gap	Points
32	38	561477	KOBE Amadej	2005		43.71 (48)	44.55 (31)	1:28.26	5.24	46,08
33	37	430911	KORALEWSKI Kamil	2006		43.38 (35)	44.94 (34)	1:28.32	5.30	46,60
34	45	701010	KANOVITS Alexander	2003		43.65 (46)	44.85 (33)	1:28.50	5.48	48,19
35	62	151578	NAKLADAL Josef	2007		43.62 (45)	45.00 (35)	1:28.62	5.60	49,24
36	104	151533	DVORAK Tomas	2006		43.65 (46)	45.10 (38)	1:28.75	5.73	50,38
37	48	701066	DANIS Miroslav	2006		43.48 (41)	45.49 (44)	1:28.97	5.95	52,32
38	54	151545	NEJDL Matyas	2006		43.47 (39)	45.52 (45)	1:28.99	5.97	52,49
39	39	690785	SOLDATENKO Artem	2003		43.60 (44)	45.48 (43)	1:29.08	6.06	53,29
40	86	430940	ZALEWSKI Jakub	2007		43.55 (42)	45.72 (49)	1:29.27	6.25	54,96
40	50	701050	HRTANEK Matus	2005		43.56 (43)	45.71 (48)	1:29.27	6.25	54,96
42	49	701043	ADAMSKY Tomas	2005		43.77 (49)	45.55 (46)	1:29.32	6.30	55,40
43	60	701038	TYBOR Timotej	2004		44.49 (52)	45.00 (35)	1:29.49	6.47	56,89
44	92	151587	KRATOCHVIL Jonas	2007		44.50 (53)	45.12 (39)	1:29.62	6.60	58,03
45	47	430878	SCHIELE Maciej	2004		44.63 (54)	45.08 (37)	1:29.71	6.69	58,83
46	46	6533432	MATUSINSKY Mark	2001		44.65 (55)	45.41 (41)	1:30.06	7.04	61,90
47	67	151581	BEDNARIK Jan	2007		44.88 (61)	45.23 (40)	1:30.11	7.09	62,34
48	55	430947	DOLEGA Mikolaj	2007		44.72 (56)	45.41 (41)	1:30.13	7.11	62,52
49	61	701075	STRKOLEC Jozef	2007		44.36 (51)	45.87 (52)	1:30.23	7.21	63,40
50	81	151564	KOLIK Kristian Rastislav	2007		44.72 (56)	45.68 (47)	1:30.40	7.38	64,89
51	91	430953	STASIK Andrzej	2007		44.83 (60)	45.73 (50)	1:30.56	7.54	66,30
52	89	151594	HEMELIK Vojta	2007		45.51 (67)	46.11 (53)	1:31.62	8.60	75,62
53	64	60351	MANNES Robin	2007		44.78 (59)	46.91 (55)	1:31.69	8.67	76,24
54	77	430944	HAMERLAK Antoni	2007		46.56 (74)	45.75 (51)	1:32.31	9.29	81,69
55	83	430948	LUKASZEWSKI Pawel	2007		46.15 (71)	46.83 (54)	1:32.98	9.96	87,58
56	68	151583	BREZINA Filip	2007		45.23 (64)	47.91 (59)	1:33.14	10.12	88,99
57	98	151593	BRIZA Josef	2007		45.78 (68)	47.81 (58)	1:33.59	10.57	92,94
58	71	701053	HANCIN Hugo	2005		45.98 (70)	47.76 (57)	1:33.74	10.72	94,26
59	70	430920	SZCZEPANSKI Jan	2006		45.86 (69)	48.00 (60)	1:33.86	10.84	95,32
60	65	430922	GREDA Jakub	2006		46.58 (75)	48.01 (61)	1:34.59	11.57	101,74
61	99	430943	HANKUS Piotr	2007		47.11 (77)	47.54 (56)	1:34.65	11.63	102,26
62	102	240180	KEKESI Konrad	2003		47.09 (76)	48.54 (63)	1:35.63	12.61	110,88
63	96	151595	NEUMAN Jan	2007		47.48 (79)	48.35 (62)	1:35.83	12.81	112,64
64	87	430946	FORNALIK Jakub	2006		47.75 (80)	49.51 (64)	1:37.26	14.24	125,21
65	88	701054	MIHALKO Tomas	2005		48.42 (82)	49.77 (66)	1:38.19	15.17	133,39
66	76	430928	REITER Mikolaj	2001		48.34 (81)	49.95 (67)	1:38.29	15.27	134,27
67	73	430909	CZUJ Michal	2006		49.05 (84)	49.72 (65)	1:38.77	15.75	138,49
68	90	430950	CAPIK Jan	2007		51.60 (85)	50.99 (68)	1:42.59	19.57	172,08

**Not classified**

Did Not Finish - Run 1 (18)

10	430850	SZKOLA Bartosz	2002	
15	701031	MICHALKA Martin	2004	
21	701067	PALIC Daniel	2006	
23	151488	HORAK Marek	2005	
30	151535	KNOBLOCH Jan	2006	
40	151360	FIALA Simon	2002	
44	701079	PREVUZNAK Tadeas	2007	

Rank	Bib	Code	Name	Year	Nation	Run 1 (Rank)	Run 2 (Rank)	Time	Gap	Points
53	701077		TATARKO Michal	2007						
59	780046		JUKNEVICIUS Adrijus	2007						
74	430895		ZAJACZKOWSKI Maksym	2005						
78	151480		BLASKO Samuel	2005						
79	430932		CIESLAR Oliver	2006						
80	430914		KRAUSS Mateusz	2006						
84	151576		VACHUTA Adam	2007						
85	430933		SKRABA Maciej	2006						
93	151561		VOKATY Martin	2007						
95	430945		WASIK Jakub	2007						
97	151573		NEJDL Tom	2007						

## Disqualified - Run 1 (1)

100	151562		HORCIC Theodor	2007						
-----	--------	--	----------------	------	---	--	--	--	--	--

## Did Not Finish - Run 2 (15)

11	561461		SVETLICIC Miha	2004		41.85				
12	430854		SANETRA Bartlomiej	2002		41.57				
26	701035		KAPOLKA Marek	2004		42.66				
33	430912		KOZBIAL Piotr	2006		43.26				
36	151443		KUCERA Stepan	2004		42.94				
42	561474		SMUC Maks	2005		43.78				
52	151421		HAUERLAND Antonin	2004		45.15				
63	701076		MILICZKY Michal	2007		45.37				
66	151528		KELLNER Jakub	2006		45.33				
69	430938		ZIEBA Kacper	2007		44.76				
72	701078		GALFY Alexander	2007		47.27				
75	151489		MICHAL Ondrej	2005		46.33				
82	701084		SUPICA Jozef	2007		45.02				
94	430954		STYRNA Michal	2007		48.55				
103	430949		AKSAMIT Jan	2007		46.30				

## Disqualified - Run 2 (2)

17	151477		HLAVON Jakub	2005		42.09				
25	430864		ZWIJACZ Marek	2003		42.54				

(DNS: Did Not Start, DNF: Did Not Finish, DSQ: Disqualified, NPS: Not Permitted to Start)

RECAP	1st RUN	2nd RUN	
Records:			104
Did Not Start:	0	0	0
NOT PERMITTED TO START:	0	0	0
Did Not Finish:	18	15	33
Disqualified:	1	2	3
At Finish:	68		